

MOTOR PARAMETERS	ENGLISH UNITS	METRIC UNITS
CONTINUOUS TORQUE	3.01 in lb	0.34 N m
CONTINUOUS CURRENT	1.79 A _{RMS} / 2.53 A _{PK-PK}	
PEAK TORQUE	9.03 in lb	1.02 N m
PEAK CURRENT	5.37 A _{RMS} / 7.59 A _{PK-PK}	
RATED SPEED	3000 RPM / 315 rad/s	
MAX. OPERATING SPEED	5000 RPM / 525 rad/s	
RATED POWER	0.13 HP / 100 W	
BACK EMF CONSTANT (K _c)	14.1 V/kRPM	
TORQUE CONSTANT (K _t)	1.68 in lb / A _{PK}	0.13 N m / A _{PK}
PHASE INDUCTANCE @25°C	3.500 mH	
PHASE RESISTANCE @25°C	3.920 ohms	
INERTIA (WITHOUT BRAKE)	2.02x10 ⁻² lb in ²	5.90x10 ⁻² kg cm ²
INERTIA (WITH BRAKE)	2.08x10 ⁻² lb in ²	6.10x10 ⁻² kg cm ²
NUMBER OF POLES	8	

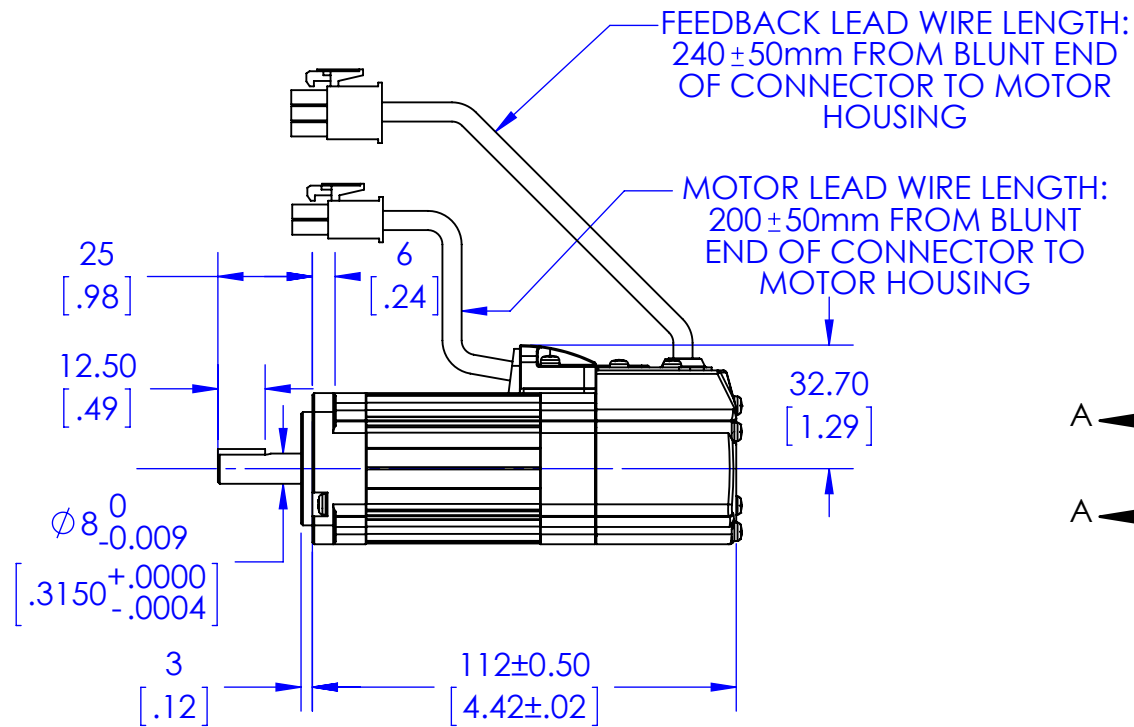
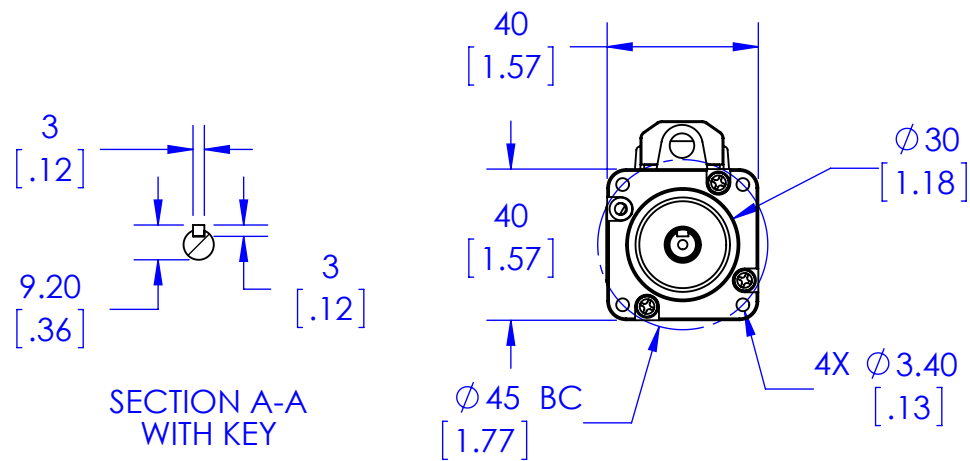
POWER CONNECTOR RECEPTACLE: 172167-1 PIN: 170360-1	
PIN	SIGNAL
1	U
2	V
3	W
4	G

MATING CONNECTOR CAP: 172159-1 SOCKET: 170362-1 OR: 170366-1	
---	--

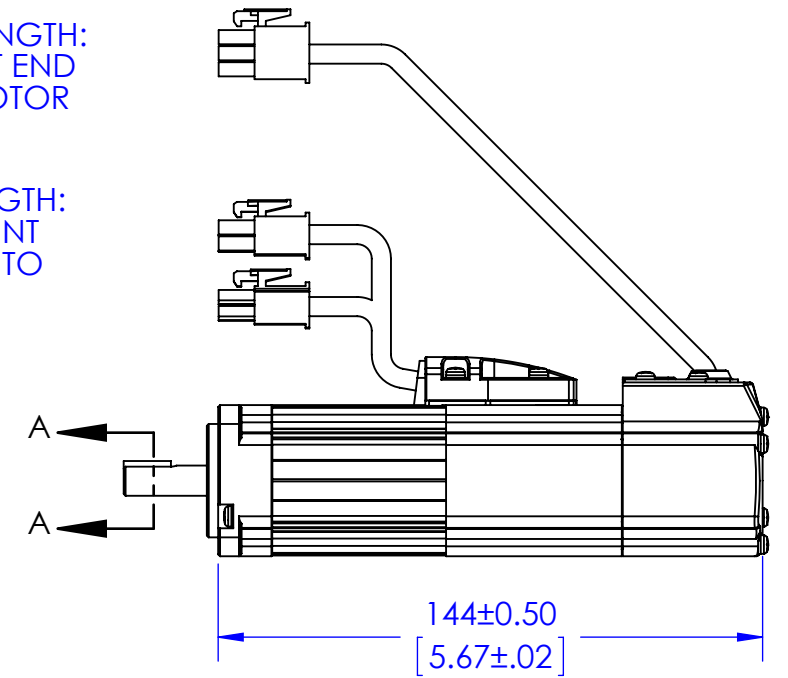
BRAKE CONNECTOR PLUG: 172165-1 PIN: 170360-1	
PIN	SIGNAL
1	BRAKE
2	BRAKE

MATING CONNECTOR CAP: 172163-1 SOCKET: 170361-1 OR: 170365-1	
---	--

BRAKE INFORMATION		MOTOR FLANGE SIZE
ITEM	UNIT	40 mm
STATIC FRICTION TORQUE	N m	0.39
ROTOR INERTIA	10 ⁻² kg cm ²	0.25
ARMATURE SUCTION TIME	ms	25
ARMATURE RELEASE TIME	ms	20
RELEASE VOLTAGE	DC, V	2 (AT 20°C)
EXCITATION VOLTAGE	DC, V	24 ± 2.4
EXCITATION CURRENT	DC, A	0.26



WITH BRAKE:
DIMENSIONS COMMON EXCEPT
WHERE INDICATED



23011 MOULTON PARKWAY, SUITE J3
LAGUNA HILLS, CA 92653

TITLE: QS40-A01-xB2
QS40-A01-xN2

SIZE B DWG. NO. 040-0100-01 REV A

SCALE: NONE SHEET 1 OF 1