



QS40 - QS80 Motors Encoder Feedback Connector Options									
Type code		A, B	E, C, D, K, M	G, H, W, L		Y (Battery Backed version)		Y (No Battery)	
Connector	Color code	Signal		Color code	Signal	Color code	Signal	Color code	Signal
		9 Pin	15 Pin	9 Pin		9 PIN		9 PIN	
1	Blue	Enc. A	Enc. A	Red	BAT +	Red	BAT +	-	-
2	Light Green	Enc. A\	Enc. A\	brown	BAT -	Green	BAT -	-	-
3	Yellow	Enc. B	Enc. B	(Lg) Black	Shield	Shield	Shield	Shield	Shield
4	Orange	Enc. B\	Enc. B\	Light Blue	SD	Blue	SLO	Blue	SLO
5	Red	Enc. Z	Enc. Z	Purple	SD\	Violet	SLO\	Violet	SLO\
6	Light Red	Enc. Z\	Enc. Z\	-	-	Yellow	MA	Red	MA
7	Brown	+5VDC	Hall U	White	+5VDC	White	+5VDC	White	DC+5V
8	Oatmeal	0V-Ground	Hall U\	Black	0V-Ground	Black	0V-Ground	Black&Yell	0V
9	Gray	Shield	Hall V	-	-	Brown	MA\	Green	MA\
10	Green	-	Hall V\						
11	Light Blue	-	Hall W						
12	Violet	-	Hall W\						
13	White	-	+5VDC						
14	Black	-	0V-Ground						
15	Shield	-	Shield						

15 Pin Connector
Plug: 172171-1
Poin: 170359-1 or equiv.
Mating Connector
Cap: 172163-1
Socket: 170361-1
or: 170365-1




9 Pin Connector
Plug: 172169-1
Pin: 170359-1 or equiv.
Mating Connector
Cap: 172161-1
Socket: 170361-1
or: 170365-1



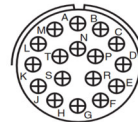
Motor Power Connector		
Connector	Color	Motor Phase
1	Red	U
2	White	V
3	Black	W
4	Green\Yellow	Earth Ground

4 Pin Connector
Plug: 172167-1
Pin: 170360-1 or equiv.
Mating Connector
Cap: 172159-1
Socket: 170562-1
or: 170266-1



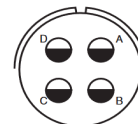
QS100-130 Motors Encoder Feedback Connector Options			
Pin	Encoder Type	Encoder Type	
	E, C, D, K, M	G, H, W	Y
A	Enc.A	-	-
B	Enc.A/	-	-
C	Enc.B	-	-
D	Enc.B/	-	-
E	Enc.Z	-	-
F	Enc.Z/	0V	0V
G	HallU	DC+5V	DC+5V
H	HallU/	-	SLO\
J	HallV	-	-
K	HallV/	SD	MA
L	HallW	SD\	MA\
M	HallW/	-	SLO
N	+5VDC	-	-
P	0V-Ground	-	-
R	Shield	-	-
S	-	BAT -	BAT -
T	-	BAT +	BAT +

9 pin Connector
MS 3102A 20-29s



View of front of Plug

4 pin Connector
MS 3102A 20-4P



View of front of Plug

QSPC-03M-xM Power Cable	
Connector	Motor Phase
A	U
B	V
C	W
D	FG

QSFC-x01-xM Feedback Extension Cable


Pin	Color	Optional Color	Encoder Type		Color	Encoder Type			
			A, B	E, C, D, K, M		G, L, W	Y (Battery Backed version)	Color	Y (No Battery)
1	White\Red	Yellow	Enc.A	Enc.A	Gray	BAT +	BAT +	-	-
2	Red\White	Orange	Enc.A/	Enc.A/	White	BAT -	BAT -	-	-
3	Dark Brown	Dark Blue	Enc.B	Enc.B	Green	Shield	Shield	Black	Shield
4	Orange	Light Green	Enc.B/	Enc.B/	Blue	SD	SLO	Red	SLO
5	Dark Blue	Red	Enc.Z	Enc.Z	Purple	SD\	SLO\	Blue	SLO\
6	Purple	Pink	Enc.Z/	Enc.Z/	-	-	MA	Violet	MA
7	Gray	Tan	+5VDC	HallU	Brown	DC+5V	DC+5V	Green	DC+5V
8	White	Brown	0V-Ground	HallU/	Light Brown	0V	0V	Black & Yell	0V
9	Pink	Purple	Shield	HallV	-	-	MA\	White	MA\
10	Light Blue	Light Blue	-	HallV/					
11	Light Brown	Green	-	HallW					
12	Light Green	Grey	-	HallW/					
13	Red	White	-	+5VDC					
14	Black	Black	-	0V-Ground					
15	Shield	Large Black	-	Shield					

**15 pin Connector**

Cap: 172163-1

Socket: 170361-1

or: 170365-1




**9 pin Connector**

Cap: 172161-1

Socket: 170361-1

or: 170365-1

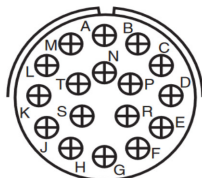


QSFC-E02-xM Feedback Cable

Pin	Color	Encoder Type	Color	Encoder Type	
		E, C, D, K, M		G, H, W	Y
A	Dark Blue	Enc.A		-	-
B	Light Green	Enc.A/		-	-
C	Yellow	Enc.B		-	-
D	Tan	Enc.B/		-	-
E	Red	Z		-	-
F	Pink	Z/		0V	0V
G	Small Black	0V		DC+5V	DC+5V
H	White	DC+5V		-	SLO\
J	Lg Black	FG		-	-
K	Dark Brown	Hall U		SD	MA
L	Light Brown	Hall U/		SD\	MA\
M	Gray	Hall V		-	SLO
N	Dark Green	Hall V/		-	-
P	light Blue	Hall W		-	-
R	Purple	Hall W/		-	-
S		-		BAT -	BAT -
T		-		BAT +	BAT +

**9 pin Connector**

MS 3102A 20-29s



View of rear of Insert

QSPC-01B-xM Power Cable
QSPC-02B-xM Power Cable
These cables are an assembly of Qty 1 - QSPC-01-xM or QSPC-02-xM & Qty 1 - QSBC-B-xM

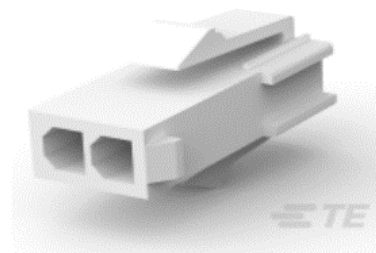
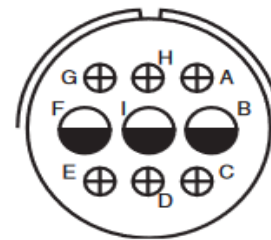
QSPC-03BM-xM Power Cable		
Pin	Color	Signal
A	-	-
B	-	W
C	-	-
D	-	-
E	-	FG
F	-	U
G	Small Black	BR
H	Small White	BR
I	White	V

QSPC-03-xM Connector
MS3106A20-18S


QSBC-B-xM		
Pin	Color	Signal
1	Black	Brake
2	White	Brake

<b>2 pin Connector</b>
Cap: 172157-1
Socket: 170362-1
or: 170366-1

View of rear of Insert




QSPC-01-xM Power Cable		
QSPC-02-xM Power Cable		
Connector	Color	Motor Phase
1	Red	U
2	White	V
3	Black	W
4	Green\Yellow	Earth Ground



QSPC-01-xM 4 pin Connector
QSPC-01-xM 4 pin Connector
172159-1
Socket: 170362-1
Or: 170366-1

QSPC-02D-xM Power Cable		
Connector	Color	Motor Phase
1	Green\Yellow	Earth Ground
2	Black	W
3	White	V
4	Red	U

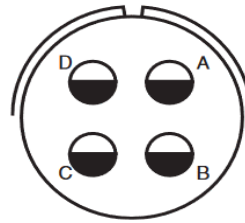


QSPC-02D-xM Connector
1-480703-0
Socket: 350218-1

QSPC-03M-xM Power Cable		
Connector	Color	Motor Phase
A	Red	U
B	White	W
C	Black	V
D	Green	U

QSPC-03M-xM Connector
1-480703-0
Socket: 350218-1

<b>4 pin Connector</b>
MS 3102A 20-4s



View of rear of Insert
------------------------