

8

7

6

5

4

3

2

1

QS40 - QS80 motors

Feedback designation

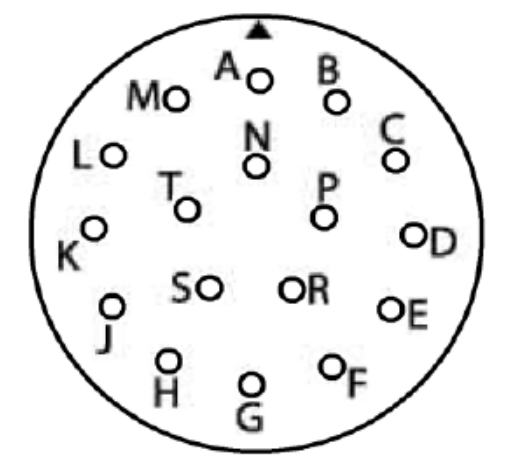
Pin #	E, C, D, K, M	G
	15 Pin	9 Pin
1	A	BAT+
2	/A	BAT-
3	B	Shield
4	/B	SD
5	Z	/SD
6	/Z	-
7	U	+5Vdc
8	/U	0V - Gnd
9	V	-
10	/V	-
11	W	-
12	/W	-
13	+5Vdc	-
14	0V - Gnd	-
15	FG - Shield	-

QS100 - QS130 motors

Feedback designation


Pin #	E	G
A	A	-
B	/A	-
C	B	-
D	/B	-
E	Z	-
F	/Z	-
G	0V - Gnd	0V - Gnd
H	+5Vdc	+5Vdc
J	FG - Shield	-
K	U	SD
L	/U	/SD
M	V	-
N	/V	-
P	W	-
R	/W	-
S	-	BAT-
T	-	BAT+

FEEDBACK CONNECTOR
RECEPTACLE:
MS 3102A
20-29P





MATING CONNECTOR
CAP:
MS 3102A
20-29P

15 pin connector
Plug: **172171-1**
Pin: **170359-1** or equiv.
Mating Connector
Cap: **172163-1**
Socket: **170361-1**
or **170365-1**



9 pin connector
Plug: **172169-1**
Pin: **170359-1** or equiv.
Mating Connector
Cap: **172161-1**
Socket: **170361-1**
or **170365-1**



TITLE: QS Feedback Detail		REV: -02
SIZE: B	DWG. NO.: 001-0001-01	
SCALE: NONE	WEIGHT:	SHEET 1 OF 1

8

7

6

5

4

3

2

1