



QS40 - QS80 Motors Encoder Feedback Connector Options							
Type code		A, B	E, C, D, K, M	G, H, W, L		Y	
	Color code	Signal		Color code	Signal	Color code	Signal
Connector		9 Pin	15 Pin	9 Pin		9 PIN	
1	Blue	Enc. A	Enc. A	Red	BAT +	Red	BAT +
2	Light Green	Enc. A\	Enc. A\	brown	BAT -	Green	BAT -
3	Yellow	Enc. B	Enc. B	(Lg) Black	Shield	Shield	Shield
4	Orange	Enc. B\	Enc. B\	Light Blue	SD	Blue	SLO
5	Red	Enc. Z	Enc. Z	Purple	SD\	Violet	SLO\
6	Light Red	Enc. Z\	Enc. Z\	-	-	Yellow	MA
7	Brown	+5VDC	Hall U	White	+5VDC	White	+5VDC
8	Oatmeal	0V-Ground	Hall U\	Black	0V-Ground	Black	0V-Ground
9	Gray	Shield	Hall V	-	-	Brown	MA\
10	Green	-	Hall V\				
11	Light Blue	-	Hall W				
12	Violet	-	Hall W\				
13	White	-	+5VDC				
14	Black	-	0V-Ground				
15	Shield	-	Shield				

15 Pin Connector
Plug: 172171-1
Pin: 170359-1 or equiv.
Mating Connector
Cap: 172163-1
Socket: 170361-1
or: 170365-1




9 Pin Connector
Plug: 172169-1
Pin: 170359-1 or equiv.
Mating Connector
Cap: 172161-1
Socket: 170361-1
or: 170365-1



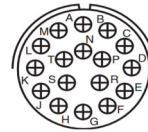
Motor Power Connector		
Connector	Color	Motor Phase
1	Red	U
2	White	V
3	Black	W
4	Green\Yellow	Earth Ground

4 Pin Connector
Plug: 172167-1
Pin: 170360-1 or equiv.
Mating Connector
Cap: 172159-1
Socket: 170562-1
or: 170266-1



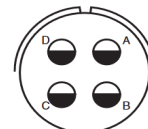
QS100-130 Motors Encoder Feedback Connector Options			
Pin	Encoder Type	Encoder Type	
	E, C, D, K, M	G, H, W	Y
A	Enc.A	-	-
B	Enc.A/	-	-
C	Enc.B	-	-
D	Enc.B/	-	-
E	Enc.Z	-	-
F	Enc.Z/	0V	0V
G	HallU	DC+5V	DC+5V
H	HallU/	-	SLO\
J	HallV	-	-
K	HallV/	SD	MA
L	HallW	SD\	MA\
M	HallW/	-	SLO
N	+5VDC	-	-
P	0V-Ground	-	-
R	Shield	-	-
S	-	BAT -	BAT -
T	-	BAT +	BAT +

9 pin Connector
MS 3102A 20-29s



View of front of Plug

4 pin Connector
MS 3102A 20-4P



View of front of Plug

QSPC-03M-xM Power Cable	
Connector	Motor Phase
A	U
B	V
C	W
D	FG